



Styles

Line 4

Smashing Pumpkins

Line 6

Escalator Johnston

Line 10

Stockholm Syndrome

Line 16

Alcoholic Protestant

Line 20

Monotonic Champion

Features

Ligatures

A few letter combinations have ligatures, so make sure ligatures are activated.

Extra

Contextual
alternates

Line will automatically find the best fitting glyph in the context when Contextual Alternates is activated.

SASASASASA

Modular
embellishments

Line comes with a large number of modular embellishments which attach to letters in different ways. Make sure kerning is set to "Metrics" when attaching an embellishment.

$\text{y} + \text{A} = \text{yA}$ $\text{a} + \text{er} = \text{aer}$

Most of the embellishments fit all glyphs so the combinations are endless.


eA yA A A A A A



Features

20 25 40 65 100



























With the formula it's easy to create compositions with same stroke weight across different point sizes. Type something in 20 points and use Line 20. Then type something in 25 points using Line 16 and then just follow the formula.





Using Line's embellishments on webpages

Sample code `<h1>Letters</h1>` Letters `<h1>Sweden</h1>` Sweden

 A	 A	 A	 A	 A
 A	 A	 A	 A	 A
 A	 a	 a	 y	 a
 a	 a	 a	 a	 a
 a	 o	 o	 o	 o
 o	 o	 o	 a	 g
 t	 h	 n	 h	 a
 a	 v	 x	 n	 a

